














# Vincent Elementary School-Clearview Local Schools

## Kindergarten Supply List 2023-2024

**\*Please keep a supply of pencils, crayons, scissors, and glue at home for assignments, projects and homework.**

 <p>1-Plastic supply box approx. 6"x 9"</p>	 <p>1-Full size book bag (no wheels)</p>	 <p>6-boxes of 8-16 count <u>Crayola Crayons</u> NO 64 CT</p>	 <p>4-<b>LARGE</b> Pencils Ticonderoga</p>	 <p>1-pack of (24) number 2 sharpened pencils</p>
 <p>1-pair of Fiskar scissors</p>	 <p>1-pair of black socks</p>	 <p>3-packs of (4) dry erase markers (thick or thin)</p>	 <p>2-BIG pink erasers</p>	 <p>1-8 color watercolor paint set</p>
 <p>6-LARGE Elmer's glue sticks</p>	 <p>1-Over the ear headphones</p>	 <p>1- Extra set of clothes</p>	 <p>2-Rolls paper towels</p>	 <p>1-pack of 3 Clorox wipes</p>
 <p>2-boxes tissues</p>	 <p><b>Girls Only-</b> 1 Snack size box</p>	 <p><b>Girls Only-</b> 9" Paper plates</p>	 <p><b>Girls Only-</b> Brown/White Paper Bags</p>	 <p><b>Boys Only-</b> Clear Plastic Cups</p>
 <p><b>Boys Only-</b> Paper bowls</p>	 <p><b>Boys Only-</b> 1 Gallon size</p>	<p><b>PLEASE MAKE SURE TO LABEL EVERYTHING-</b> Supply boxes, paints, book bags, lunch boxes, jackets, etc.</p>	<p><b>DONATIONS FOR THE CLASSROOM:</b> -Laminating sheets -Address labels -Cardstock-colored and white -White/Colored printer paper -Sharpies</p>	

Additional Information:

**Supply Fee is \$1.35** to cover the cost of the yellow take home/communication folder. This can be paid at Open House.

**Incoming Kindergarteners need to know how to:**

- \*Recognize and Write their first name
- \*Count to 10
- \*Recognize numbers 1-5
- \*Recognize letters of the alphabet
- \*Be able to sit and listen to a two to three minute story
- \*Hold a pencil and crayon correctly
- \*Use scissors correctly to cut
- \*Identify shapes and colors
- \*Follow simple 1-2 step directions
- \*Snap, button, and zip their own clothing
- \*Share materials during activities